



SolarEdge Physical Layout Template


Sheet ___ of ___


To sheet ___ 

Please mark N for North 	Customer information Name & Last name: Requested Username: Requested Password:	Installer information Company name: Installer name: Requested Company username: Requested Company password:	Panel type: Azimuth: Tilt:
--	--	--	---

Inverter 1 serial #: String 1: row ___ column ___ to row ___ column ___ String 2: row ___ column ___ to row ___ column ___	Inverter 2 serial #: String 1: row ___ column ___ to row ___ column ___ String 2: row ___ column ___ to row ___ column ___	Inverter 3 serial #: String 1: row ___ column ___ to row ___ column ___ String 2: row ___ column ___ to row ___ column ___
---	---	---

	A	B	C	D	E	F	G	H	I	J
1										
2										
3										
4										
5										
6										

To sheet ___ 

To sheet ___ 

Fax to: +972 73 240 3117

or Email: support@solaredge.com



To sheet ___ 