

Glass/Glass modules – advanced choice for those who look for **durability, safety, efficiency.**

KEY FEATURES



50+ year lifetime. Edge-sealant protection assures superior atmospheric and humidity resistance.



Back glass instead of plastic assures durability and robust protection against UV, moisture, ammonia and salt corrosion.



Higher heat dispensing. Glass is better thermal conductor than plastic back-sheet in standard modules ensuring higher efficiency in hot climate.



100% PID free cells. Potential induced degradation is eliminated at cell level using PVB lamination foil.



Wider light spectrum absorbed. PVB lamination foil utilise light spectrum starting from 280nm.

LAMINATION FOIL:



Black

White

Transparent

Why Glass/Glass technology?

Glass/Glass (G/G) modules are produced by laminating PV cells between two glasses, instead of standard glass and plastic.

In comparison with standard modules, the same glass material resistance and heat dispensing is more durable in fluctuating temperatures, hot and humid climate zones, ensuring a 50 year lifespan.

Unlike other G/G modules in the market, ViaSolis uses innovative edge-sealant technology to protect PV cells from humidity.

PV cells are manufactured in-house using advanced technologies ensuring elimination of potential induced degradation (100% PID free cells).

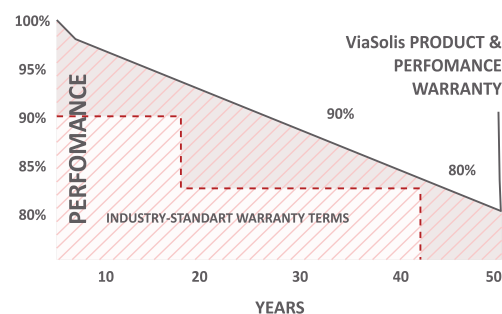
Both ViaSolis cells and modules are manufactured using green energy – geothermal, solar and hydro power.

RELIABLE QUALITY

- Positive power tolerance 0/+5 W
- 100% double quality control ensures modules are defect free
- Fully automated production lines eliminates human mistakes
- Manufactured and assembled in EU (Vilnius, Lithuania)

MANUFACTURER WARRANTY

- 50 year laminate warranty
- 35 year product warranty
- 35 year linear performance guarantee



MECHANICAL PARAMETERS

Cell (mm)	156x156
Weight (kg)	23
Dimensions (LxWxH) (mm)	1682 x 1000 x 41
Cable Cross Section Size (mm ²) / Plugs	4 / MC4 compatible
No. of Cells in the Line	60 (10x6)
Junction Box	Huber+Suhner J-Box
Front / Back Glass (mm)	2,1 / 2,1
Packaging Configuration	16 per pallet

WORKING CONDITIONS

Maximum System Voltage	DC 1000V (TÜV)
Operating Temperature	-40 °C~+85°C
Maximum Reverse Current	15A
Maximum Static Load, Front (wind / snow)	10000Pa / 10000Pa
NOCT	43,6°C
Safety class	II

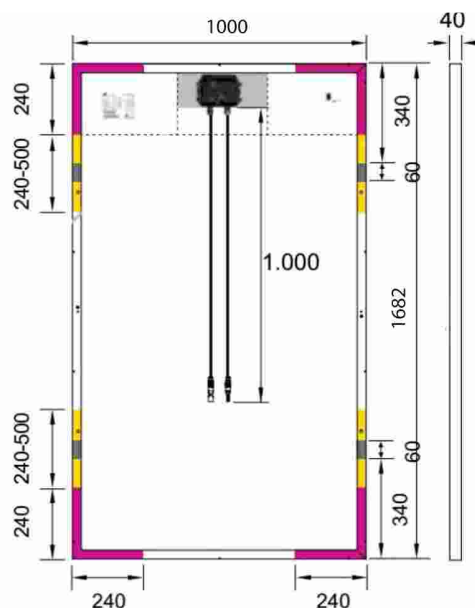

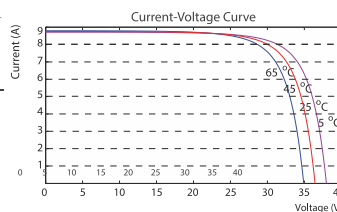
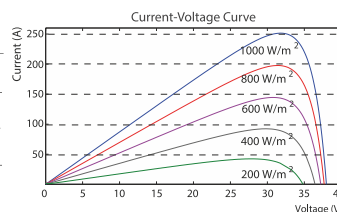
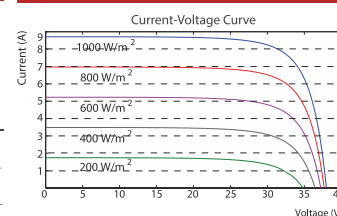
ELECTRICAL PARAMETERS

TYPE	ViaSolis PRIME 60.P 245 framed	ViaSolis PRIME 60.P 250 framed	ViaSolis PRIME 60.P 255 framed	ViaSolis PRIME 60.P 260 framed	ViaSolis PRIME 60.M 265 framed	ViaSolis PRIME 60.M 270 framed
Rated Maximum Power at STC (Wp)	245	250	255	260	265	270
Open Circuit Voltage (Voc/V)	37.54	37.57	37.63	37.66	38.43	38.47
Maximum Power Voltage (Vmp/V)	30.12	30.14	30.17	30.19	30.78	30.82
Short Circuit Current (Isc/A)	8.68	8.87	9.04	9.21	9.12	9.29
Maximum Power Current (Imp/A)	8.14	8.30	8.46	8.62	8.61	8.77
Module Efficiency [%]	14.78	15.08	15.38	15.68	13.44	13.69
Power Tolerance	0/+5 W	0/+5 W	0/+5 W	0/+5 W	0/+5 W	0/+5 W
Temperature Coefficient of Isc (αIsc)	+0.05%/°C	+0.05%/°C	+0.05%/°C	+0.05%/°C	+0.0455 %/°C	+0.0455 %/°C
Temperature Coefficient of Voc (βVoc)	-0.34%/°C	-0.34%/°C	-0.34%/°C	-0.34%/°C	-0.3055 %/°C	-0.3055 %/°C
Temperature Coefficient of Pmax (γPmp)	-0.42%/°C	-0.42%/°C	-0.42%/°C	-0.42%/°C	-0.3910 %/°C	-0.3910 %/°C

STC

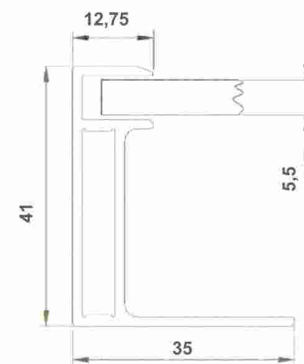
Irradiance 1000W/m², Module Temperature 25°C, AM 1.5

I-V CURVE



Clamping Areas:

- Load till 2400 Pa
- Load till 5400 Pa
- Load till 6600 Pa



Note:
Dimensions are given in millimeters

Specifications subject to technical changes and tests. Manufacturer reserves the right of final interpretation.